






















# Government Technology's Security Reader Survey







| 1. How would you rate your organization's cyber-security preparedness? |  |                          |                |
|--|--|--------------------------|----------------|
|  |  | Response Percent         | Response Count |
| Excellent  |   | 18.2%                    | 22             |
| <b>Good</b>  |  | <b>52.9%</b>             | 64             |
| Fair   |   | 24.8%                    | 30             |
| Poor   |   | 4.1%                     | 5              |
|  |  | <b>answered question</b> | <b>121</b>     |
|  |  | <b>skipped question</b>  | <b>1</b>       |



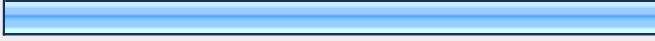
| 2. Does your organization have a chief information security officer (CISO), chief security officer (CSO) or similar position? |  |                          |                |
|---|--|--------------------------|----------------|
|   |  | Response Percent         | Response Count |
| Yes   |  | 58.7%                    | 71             |
| No  |   | 29.8%                    | 36             |
| Don't know  |   | 11.6%                    | 14             |
|   |  | <b>answered question</b> | <b>121</b>     |
|   |  | <b>skipped question</b>  | <b>1</b>       |




| 3. To whom does that person report?         |   |                          |                |
|---|---|--------------------------|----------------|
|   |   | Response Percent         | Response Count |
| CIO or Top IT Executive                     |  | 35.2%                    | 25             |
| Governor, mayor or equivalent               |  | 1.4%                     | 1              |
| Agency/department head                      |  | 33.8%                    | 24             |
| Agency deputy director                      |  | 15.5%                    | 11             |
| Risk/compliance officer or similar function |  | 4.2%                     | 3              |
| CFO or Finance director                     |  | 4.2%                     | 3              |
| Other                                       |  | 5.6%                     | 4              |
|   |   | <b>answered question</b> | <b>71</b>      |
|   |   | <b>skipped question</b>  | <b>51</b>      |




| 4. Within the past two years, how has the volume of cyber-attacks against your organization changed? |  |                          |                |
|--|--|--------------------------|----------------|
|  |  | Response Percent         | Response Count |
| More   |   | 27.2%                    | 28             |
| Less   |   | 8.7%                     | 9              |
| Same   |   | 22.3%                    | 23             |
| Don't know   |  | 41.7%                    | 43             |
|  |  | <b>answered question</b> | <b>103</b>     |
|  |  | <b>skipped question</b>  | <b>19</b>      |

| 5. Within the past two years, how has the sophistication of cyber-attacks against your organization changed? |  |                          |                |
|--|--|--------------------------|----------------|
|  |  | Response Percent         | Response Count |
| More sophisticated   |   | 33.7%                    | 35             |
| Less sophisticated   |   | 1.9%                     | 2              |
| Same   |   | 17.3%                    | 18             |
| Don't know   |  | 47.1%                    | 49             |
|  |  | <b>answered question</b> | <b>104</b>     |
|  |  | <b>skipped question</b>  | <b>18</b>      |

| 6. How have recent high-profile security incidents impacted your organization? (Please check all that apply.) |  |                          |                |
|---|--|--------------------------|----------------|
|   |  | Response Percent         | Response Count |
| More support for security funding among upper management  |   | 16.5%                    | 17             |
| Stronger security policies  |  | 47.6%                    | 49             |
| <b>Greater awareness of cyber threats</b>   |  | <b>63.1%</b>             | 65             |
| Greater enforcement of existing security policies   |  | 43.7%                    | 45             |
| A chilling effect on use of technology and deployment of new applications                                     |   | 7.8%                     | 8              |
| None of the above   |   | 12.6%                    | 13             |
|   |  | <b>answered question</b> | <b>103</b>     |
|   |  | <b>skipped question</b>  | <b>19</b>      |

| 7. Which is a larger security threat for your organization? |  |  |                          |                |
|---|--|--|--------------------------|----------------|
|   |  |  | Response Percent         | Response Count |
| Internal staff  |   |  | 19.8%                    | 20             |
| Internal contractors  |   |  | 7.9%                     | 8              |
| <b>External cyber attacks</b>                               |  |  | <b>72.3%</b>             | <b>73</b>      |
|   |  |  | <i>answered question</i> | <b>101</b>     |
|   |  |  | <i>skipped question</i>  | <b>21</b>      |

| 8. Which was a larger security threat for your organization two years ago? |  |  |                          |                |
|--|--|--|--------------------------|----------------|
|  |  |  | Response Percent         | Response Count |
| Internal staff   |   |  | 24.2%                    | 24             |
| Internal contractors   |   |  | 6.1%                     | 6              |
| <b>External cyber attacks</b>  |  |  | <b>69.7%</b>             | <b>69</b>      |
|  |  |  | <i>answered question</i> | <b>99</b>      |
|  |  |  | <i>skipped question</i>  | <b>23</b>      |



| 9. Has security funding increased or decreased at your organization over the past two years? |   |  |                          |                |
|--|---|--|--------------------------|----------------|
|  |   |  | Response Percent         | Response Count |
| Increased  |  |  | 29.1%                    | 30             |
| Decreased  |  |  | 6.8%                     | 7              |
| Same   |  |  | 29.1%                    | 30             |
| <b>Don't know</b>  |  |  | <b>35.0%</b>             | <b>36</b>      |
|  |   |  | <i>answered question</i> | <b>103</b>     |
|  |   |  | <i>skipped question</i>  | <b>19</b>      |



| 10. How do you expect security funding for your organization to change over the next two years? |  |                  |                |
|---|--|------------------|----------------|
|   |  | Response Percent | Response Count |
| It will probably increase   |  | 35.6%            | 37             |
| It will probably decrease   |  | 10.6%            | 11             |
| It will probably stay the same  |  | 28.8%            | 30             |
| Don't know  |  | 25.0%            | 26             |
| <b>answered question</b>  |  |                  | <b>104</b>     |
| <b>skipped question</b>   |  |                  | <b>18</b>      |




| 11. Does your organization have a formal security policy? |  |                  |                |
|---|--|------------------|----------------|
|   |  | Response Percent | Response Count |
| Yes   |  | 79.8%            | 83             |
| No  |  | 15.4%            | 16             |
| Don't know  |  | 4.8%             | 5              |
| <b>answered question</b>                                  |  |                  | <b>104</b>     |
| <b>skipped question</b>                                   |  |                  | <b>18</b>      |




| 12. Has your organization's staff participated in cyber-security training? |  |                  |                |
|--|--|------------------|----------------|
|  |  | Response Percent | Response Count |
| Yes  |  | 45.2%            | 47             |
| No   |  | 35.6%            | 37             |
| Don't know   |  | 19.2%            | 20             |
| <b>answered question</b>   |  |                  | <b>104</b>     |
| <b>skipped question</b>  |  |                  | <b>18</b>      |



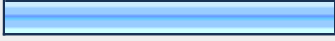
| 13. Have you participated in cyber-security training within the past two years? |  |  | Response Percent         | Response Count |
|---|--|--|--------------------------|----------------|
| Yes   |  |  | 42.3%                    | 44             |
| No  |  |  | 55.8%                    | 58             |
| Don't know  |   |  | 1.9%                     | 2              |
|   |  |  | <b>answered question</b> | <b>104</b>     |
|   |  |  | <b>skipped question</b>  | <b>18</b>      |




| 14. Do you have antivirus/anti-spyware software on your work computer? |  |  | Response Percent         | Response Count |
|--|--|--|--------------------------|----------------|
| Yes  |  |  | 98.1%                    | 101            |
| No   |   |  | 1.9%                     | 2              |
| Don't know   |  |  | 0.0%                     | 0              |
|  |  |  | <b>answered question</b> | <b>103</b>     |
|  |  |  | <b>skipped question</b>  | <b>19</b>      |




| 15. Do you connect to your work computer from your home computer? |  |  | Response Percent         | Response Count |
|---|--|--|--------------------------|----------------|
| Yes   |   |  | 33.0%                    | 33             |
| No  |  |  | 67.0%                    | 67             |
|   |  |  | <b>answered question</b> | <b>100</b>     |
|   |  |  | <b>skipped question</b>  | <b>22</b>      |




| 16. Do you have antivirus/anti-spyware software on all of your home computers? |  |       |                          |                |
|--|--|-------|--------------------------|----------------|
|  |  |       | Response Percent         | Response Count |
| Yes  |  | 92.2% | 95                       |                |
| No   |   | 5.8%  | 6                        |                |
| Don't know   |   | 1.9%  | 2                        |                |
|  |  |       | <b>answered question</b> | <b>103</b>     |
|  |  |       | <b>skipped question</b>  | <b>19</b>      |



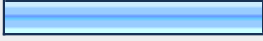



| 17. Which of the following security technologies does your organization use? (Please check all that apply.) |  |       |                          |                |
|---|--|-------|--------------------------|----------------|
|   |  |       | Response Percent         | Response Count |
| Firewalls   |  | 92.3% | 96                       |                |
| Encryption  |  | 63.5% | 66                       |                |
| IDS/A-V/other detection   |   | 21.2% | 22                       |                |
| Data backup   |  | 84.6% | 88                       |                |
| User security/ID management   |  | 72.1% | 75                       |                |
| IPS/filters   |  | 51.0% | 53                       |                |
| Internet security   |  | 67.3% | 70                       |                |
| Have no idea  |   | 5.8%  | 6                        |                |
|   |  |       | <b>answered question</b> | <b>104</b>     |
|   |  |       | <b>skipped question</b>  | <b>18</b>      |

| 18. Has your organization experienced a confirmed breach or loss of sensitive information? |  |  | Response Percent         | Response Count |
|--|--|--|--------------------------|----------------|
| Yes  |   |  | 9.8%                     | 10             |
| No   |  |  | 53.9%                    | 55             |
| Don't know   |   |  | 36.3%                    | 37             |
|  |  |  | <b>answered question</b> | <b>102</b>     |
|  |  |  | <b>skipped question</b>  | <b>20</b>      |

| 19. Have any of your main data trading partners (other public agency or non-governmental third party) experienced a confirmed breach or loss of sensitive information? |  |  | Response Percent         | Response Count |
|--|--|--|--------------------------|----------------|
| Yes  |   |  | 14.7%                    | 15             |
| No   |   |  | 33.3%                    | 34             |
| Don't know   |  |  | 52.0%                    | 53             |
|  |  |  | <b>answered question</b> | <b>102</b>     |
|  |  |  | <b>skipped question</b>  | <b>20</b>      |

| 20. If you answered 'yes' to either of the previous two questions, was this incident reported to the public and/or to those affected? |  |  | Response Percent         | Response Count |
|---|--|--|--------------------------|----------------|
| Yes   |   |  | 30.4%                    | 17             |
| No  |   |  | 12.5%                    | 7              |
| Don't know  |  |  | 57.1%                    | 32             |
|   |  |  | <b>answered question</b> | <b>56</b>      |
|   |  |  | <b>skipped question</b>  | <b>66</b>      |

| 21. Does your organization have a policy which mandates disclosure of breaches which result in the loss of sensitive information? |  |  |                                 |                |
|---|--|--|---------------------------------|----------------|
|   |  |  | Response Percent                | Response Count |
| Yes   |  |  | 40.2%                           | 41             |
| No  |   |  | 19.6%                           | 20             |
| Don't know  |  |  | 40.2%                           | 41             |
|   |  |  | <b><i>answered question</i></b> | <b>102</b>     |
|   |  |  | <b><i>skipped question</i></b>  | <b>20</b>      |

| 22. Which best describes your function within your organization? |   |  |                                 |                |
|--|---|--|---------------------------------|----------------|
|  |   |  | Response Percent                | Response Count |
| Elected official   |  |  | 2.9%                            | 3              |
| <b>Agency/department management</b>                              |  |  | 30.4%                           | 31             |
| IT staff   |  |  | 28.4%                           | 29             |
| Office employee  |  |  | 22.5%                           | 23             |
| Mobile employee  |  |  | 2.0%                            | 2              |
| None of the above  |  |  | 13.7%                           | 14             |
|  |   |  | <b><i>answered question</i></b> | <b>102</b>     |
|  |   |  | <b><i>skipped question</i></b>  | <b>20</b>      |