



Open Education

Moderator: **Dan Domagala**, Chief Information Officer, Department of Education, State of Colorado

Josh Allen, Director, Enterprise Applications, Department of Technology Services, Denver Public Schools

Dr. Beth Bean, Director of Research and Information, Department of Higher Education, State of Colorado

Jose Esquibel, Colorado Children and Youth Information Sharing Collaborative (CCYIS)



Open Education

Presentation Order:

Denver Public Schools – Digital Door Project

Colorado Children and Youth Information Sharing (CCYIS) initiative

Colorado Department of Higher Education – Interactive Institutional Information (i3)

Q & A



Discover a World of Opportunity™

Digital Doors Project

Welcome

Project Vision & Timeline



Assessing DPS Data Needs

- ▶ The Digital Doors project is part of the DPS Performance Management initiative
- ▶ Grant-funded by Michael & Susan Dell Foundation and Eli & Edythe Broad Foundation
- ▶ Began January 2008
- ▶ Goal is to improve student achievement and increase graduation rates through data-driven decision-making
- ▶ This goal will be achieved by using new and improved tools to inform us about student, teacher, and school performance

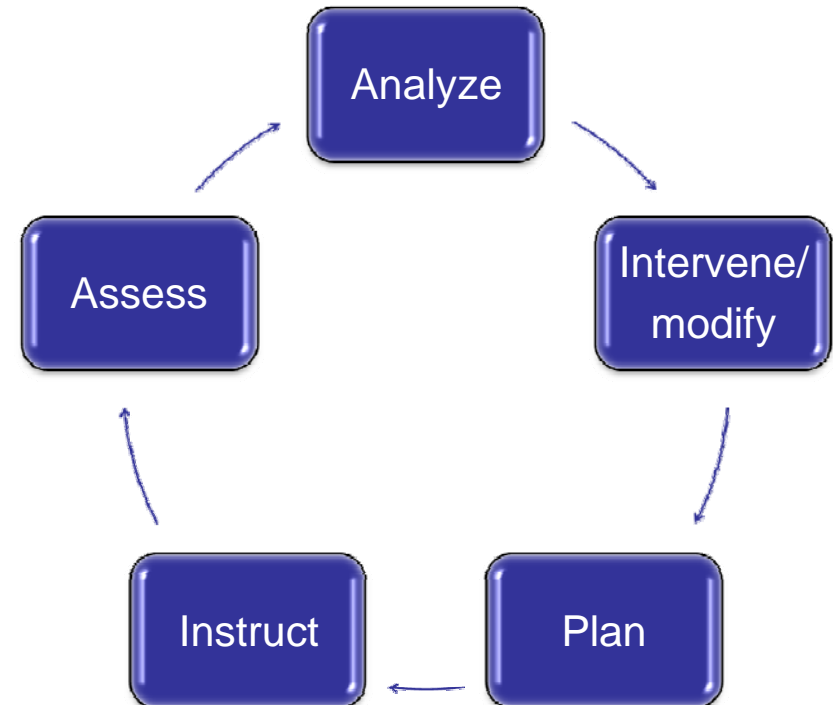
Vision of the Performance Management Initiative



- ▶ The need for more efficient and effective ways to look at data and access resources has been made apparent by school administrators and teachers alike.
- ▶ Several district focus groups were organized to determine the needs of teachers, principals, and other instructional leaders.
- ▶ To drive performance management in academics, focus group participants expressed needs for:
 - ▷ Timely access to data
 - ▷ Single place to access array of data and systems
 - ▷ Reports in meaningful and actionable formats
 - ▷ Quick access to curriculum and other resources connected to data results
 - ▷ Opportunities for social professional networking

Vision of the Performance Management Initiative

- ▶ Develop Principal and Teacher Portals to meet DPS data and system needs from a single, accessible location
- ▶ Users can analyze key student data, access curriculum, district planning guides, instructional resources; establish interventions, modify instruction and reassess performance



The Digital Door Project will enable DPS to make significant strides towards the 3 Common Expectations:



1. Fidelity to core curriculum and improved instructional practice.

By publishing all district curricula, aligning resources to achievement results and enabling the systematic grouping of students, the Teacher Portal will inform teachers' instruction in a way we've never been able to do before.

2. Implementation of assessment and data analysis strategies to drive student achievement.

The Principal and Teacher portals will drive users to a data-driven environment. SchoolNet's format for analyzing assessment and achievement results will make accessing data, diagnosing needs and implementing interventions a much more streamlined process.

3. Utilization of School Improvement Plan as a roadmap for all school initiatives and reforms.

The data inside the Principal Portal will help to inform the development of sound School Improvement Plans (SIPs) and will enable administrators to track their progress towards achieving the goals set within their SIPs.

Digital Door Portals



- ▶ **Principal, Teacher, Parent and Student Portal**

- ▷
- ▷ Web portals built on Microsoft Sharepoint
- ▷ Secure websites, accessible from anywhere
- ▷ Data refreshed nightly
- ▷ One-stop-shop for DPS educators, provides:

- ▶
- ▶ **Single-sign-on to frequently used district applications**

- ⌚
- ⌚ Links to important websites
- ⌚ Data reports and analysis capabilities
- ⌚ Document repositories for important district forms
- ⌚ Resources for improving student achievement

-
-

- ▶ **Robust security model**

- ▷
- ▷ FERPA agreement prompt prior to logon
- ▷
- ▷ Secure Sockets Layer (SSL) protocol used to process user credentials
- ▷
- ▷ User logs on using DPS user ID and password

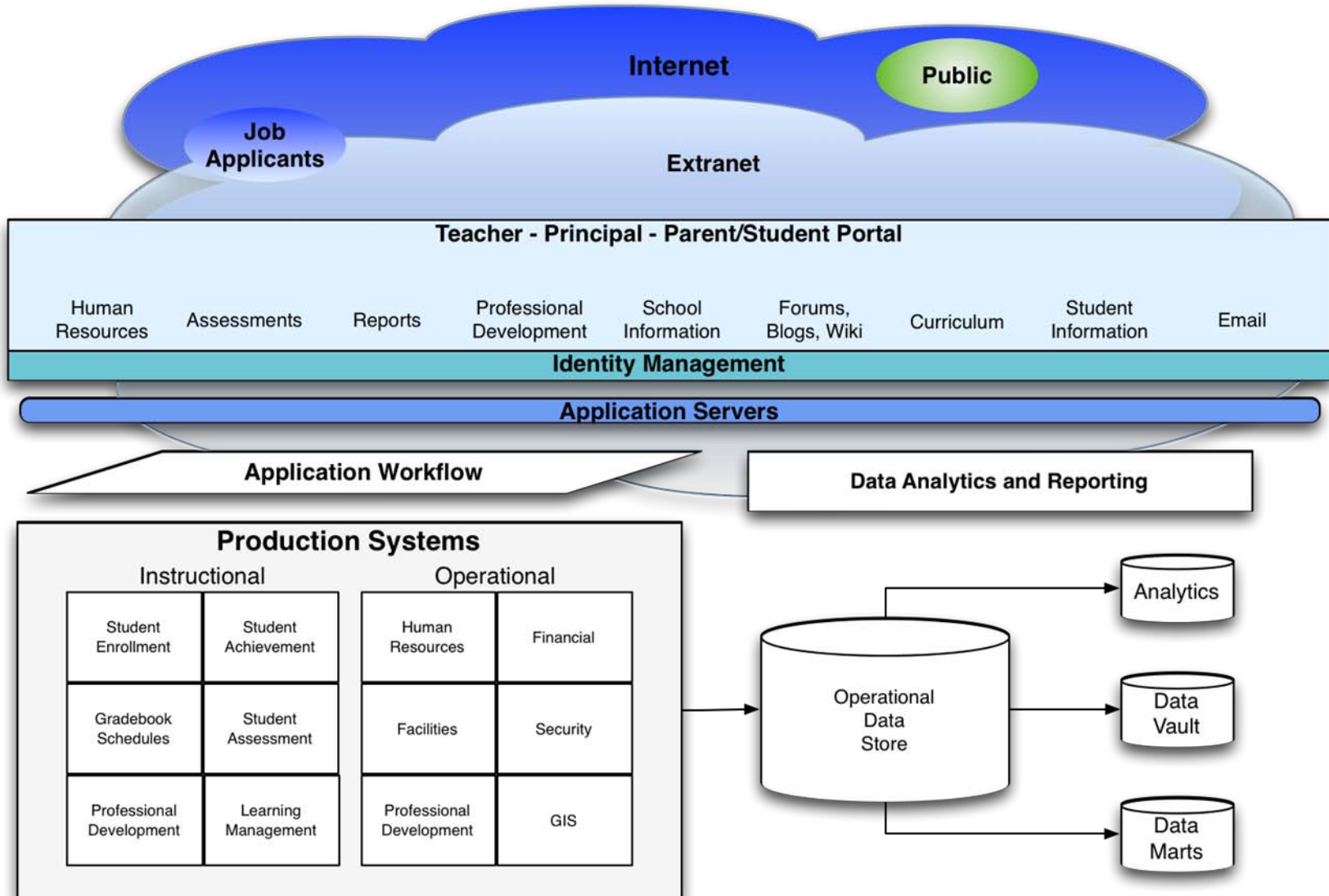
- ▶
- ▶ **Role-based access**

- 🕒
- 🕒 System knows *who* you are, *where* you are located; and therefore, *what* data you should see
- 🕒
- 🕒 Utilizes Active Directory technology to manage identity
- 🕒
- 🕒 Established governance team to set user access levels

-
-

Data Infrastructure

Denver Public Schools Technical Architecture



Principal Portal Demo



Wrap up

- ▶ The DPS Portals are constantly evolving based on the District needs and our users feedback
- ▶ Development is an uses Agile for rapid iterations
- ▶ When teachers and principals are required to pull data/reports, the portal systems are designed to simplify
- ▶ This goal will be achieved by using new and improved tools to inform users about student, teacher, and school performance

**Open Colorado
Open Education
Colorado Digital Government Summit**



**COLORADO DEPARTMENT OF
HIGHER EDUCATION**

**BETH BEAN, PH.D.
AUGUST 22, 2012**

Colorado Department of Higher Education



Mission: to improve the quality of, ensure the affordability of, and promote access to, postsecondary education for the people of Colorado

- 28 public degree granting institutions; 218K students
- Private Accredited & Religious Exempt; 104 institutions, 118K students
- Private Occupational; 336 schools, 38K students
- Area Technical; 3 schools, 1.5K students

Student Unit Record Data System - SURDS



- **Developed by Colorado Commission on Higher Education in 1985**
- **19 million student records from Colorado**
- **6 Main Annual Collections: Applicant, Enrollment, Financial Aid, Remedial, Educator Preparation, and Degrees Awarded.**
- **New Course File 2013**

Colorado Open Education



Research Mission: Inclusive Integration

- **Governance – Data Advisory Group**
 - Transparency
 - Participation
 - Collaboration
- **Inclusion**
 - Private Degree granting Institutions
 - Area Vocational Schools
- **Integration – P20**
 - K12 Data Alignment position
 - CO Dept. of Education Data Agreement
 - CO Dept. Labor and Employment Data Agreement

Data Sharing



- **Colorado Dept of Education – extensive**
 - High school cohorts, concurrent enrollment, CSAP scores, ACT scores, education prep HR files
- **GED**
- **Pre-Collegiate Programs**
 - TRIO
 - Gear UP
 - College Summit
- **Career and Technical Education**
- **Denver Public Schools**
- **Contracted Research**
- **Institutions of HE and graduate students**

i3 Interactive Institutional Information
Colorado's Higher Education Data Warehouse

[Sign In](#) [Register](#) [Why Register?](#)

Get Started

Find a Report or Publication: [View All](#)

by Category

by Keyword

Search and Download Data: [More Options](#)

by Category

Most Recent Publications

[7/24/2012](#) - 2012 Educator Preparation Study (Report 1)

[7/24/2012](#) - 2012 Educator Preparation Study (Report 2)

[7/9/2012](#) - 2012 Summary - Colorado Admissions Standards Policy Impact Study - APA

[7/9/2012](#) - 2012 Report - Colorado Admissions Standards Policy Impact Study - APA

[7/9/2012](#) - 2012 Colorado Educational Success Task Force Interim Report

[6/21/2012](#) - 2011 Transfer Summary

[6/21/2012](#) - 2011 Freshman Admission Standard Summary

[6/21/2012](#) - 2011 Student Headcount (All) by Institution



Data & Research

- [Research Agenda](#)
- [Search and Download Data](#)
- [K-12 Progress & Outcomes](#)
- [District At A Glance](#)
- [Colorado FAFSA Completion Project](#)
- [Degrees and Certificates Offered](#)
- [High School Graduates Going to College](#)
- [Data Summary and Longitudinal Charting](#)
- [View All Reports](#)
- [View All Data Search Options](#)
- [View All Interactive Research & Analysis](#)
- [Other DHE Reports/Publications](#)



Documentation

About i3 and SURDS

- [Documentation](#)
- [Data Collection](#)
- [Data Reporting](#)

Schedule of Data Collection

- [Calendar](#)
- [Privacy Policy](#)
- [Glossary](#)

Technical Assistance



Statewide Data Summary

Enrollment	Fall 2011
Total Enrollment (Public)	257,507
Four-Year Public Institutions	152,133
Community College System	94,262
Local District Colleges	11,112

Degrees/Certificates	AY2011
Total Awards Granted (Public)	45,763
Certificates	8,907
Associate Degrees	7,004
Bachelor Degrees	21,650
Graduate Degrees	8,202

Student Financial Aid	AY 2009-10
State	\$105,927,577
Federal Pell Grant	\$314,194,931
Federal Loans	\$1,144,184,721
Federal Other	\$50,394,860
Institutional	\$374,424,939
Other	\$68,393,532

One Year Retention Rate	Fall 2010
Public Four-Year Institutions	75.7%
Public Two-Year Institutions	55.0%

District at a Glance Search Tool



Colorado Department of Higher Education

HigherEd.Colorado.gov Colorado.gov

[Printer Friendly](#)

[i3 Home](#) ▼

[Report Library](#) ▼

[Data & Research](#) ▼

[K-12 Data Alignment](#) ▼

[Documentation](#) ▼

i3 Interactive Institutional Information
Colorado's Higher Education Data Warehouse

[Sign In](#) [Register](#) [Why Register?](#)



District At A Glance

[Back to Search Data](#)

Filter Data By:

by High School Graduation Year... ▼

by District... ▼

[Search](#)

[Reset](#)



This report summarizes district level information about enrollment, financial aid, concurrent enrollment and postsecondary outcomes for Colorado's graduating class of 2009. Data disaggregated by race and gender are available by clicking on the "Details" button. Click on the "Full Report" button to access a printable version of all summary and detail tables. Data for this report were collected using the SURDS and the National Student Clearinghouse databases.

** Only districts with 100 or more graduates are included when determining the districts with the highest percentage in each category.

District at a Glance Search Tool

District- DENVER COUNTY 1

[Full Report](#)

Statewide Summary

Highest District Percentages**

Postsecondary Enrollment - Includes all students who graduated in 2009 from a Colorado public high school.

[Details](#)

HS Grad Year	% Total Enrollment	% In-State Public	% In-State Private/Out of State	HS Grad Year	% Total Enrollment	% In-State Public	% In-State Private/Out of State	HS Grad Year	% Total Enrollment	% In-State Public	% In-State Private/Out of State
2009	54.6%	35.1%	19.5%	2009	66.7%	45.2%	21.6%	2009	86.4% (Cheyenne Mountain 12)	55.9% (Lewis-Palmer 38)	44.5% (Aspen 1)

Colorado Enrollment - Includes all students who graduated in 2009 from a Colorado public high school.

[Details](#)

HS Grad Year	2 Year Public	4 Year Public	Private/Non-Profit	HS Grad Year	2 Year Public	4 Year Public	Private/Non-Profit	HS Grad Year	2 Year Public	4 Year Public	Private/Non-Profit
2009	13.4%	20.2%	10.0%	2009	14.9%	29.2%	10.7%	2009	42.2% (East Otero R-1)	44.5% (Gunnison Watershed RE-1)	21.8% (Weld County S/D RE-8)

Concurrent Enrollment - Includes all students who graduated in 2009 from a Colorado public high school.

[Details](#)

HS Grad Year	% Students Attempting Courses	Avg. Hrs Attempted	HS Grad Year	% Students Attempting Courses	Avg. Hrs Attempted	HS Grad Year	% Students Attempting Courses	Avg. Hrs Attempted
2009	6.8%	12.6	2009	9.0%	10.6	2009	39.4% (East Otero R-1)	27.4 (East Otero R-1)

Remedial by High School Search Tool



Glossary Colorado.gov

Colorado Department of Higher Education

Students & Parents

Educators & Administrators

Data & Reports

Commission on Higher Education

About DHE

Community College of Denver

"Do not follow where the path may lead. Go instead where there is no path and leave a trail."

- Ralph Waldo Emerson

Google™ Custom Search

Search

Home > Data & Reports > Remedial 2011, Find High School

Data (13)

Higher Education At a Glance

Research Agenda

Statewide Summary

Searchable Data

Data Documentation

Data Collection & Report Calendar

Data Collection

Data Policy

Reports & Publications

All Reports (13)

2011 DHE Remedial Report Online Addendum



To view the 2011 DHE Remediation Report - [Click Here](#)

This page is designed as an online addendum to the "2011 LEGISLATIVE REPORT ON REMEDIAL EDUCATION Submitted February 7, 2012" to the Colorado Commission on Higher Education (CCHE). Please review complete report for statewide summaries and specific details regarding policy updates, placement, methodology and data limitations.

Please select a district then a high school to find remediation summary.

District:

Remedial by High School Search Tool

Data (i3)

- Higher Education At a Glance
- Research Agenda
- Statewide Summary
- Searchable Data
- Data Documentation
- Data Collection & Report Calendar
- Data Collection
- Data Policy

Reports & Publications

- All Reports (i3)
 - Enrollment/Headcount
 - Degrees/Certs Awarded
 - K-12 Feedback
 - Remedial Rates
 - Retention Rates
 - Graduation Rates
 - Presentations

Quicklinks

Select...

2011 DHE Remedial Report Online Addendum



To view the 2011 DHE Remediation Report - [Click Here](#)

This page is designed as an online addendum to the "2011 LEGISLATIVE REPORT ON REMEDIAL EDUCATION Submitted February 7, 2012" to the Colorado Commission on Higher Education (CCHE). Please review complete report for statewide summaries and specific details regarding policy updates, placement, methodology and data limitations.

2011 REMEDIATION RATE

HighSchool: EAST HIGH SCHOOL ([Change District/School](#))
District: DENVER COUNTY 1

Total Recent High School Students Enrolled at a Public College in Colorado	Percentage Needing Remediation	Percentage Needing Remediation, by Subject		
		Math	Writing	Reading
200	49.00%	44.50%	31.00%	24.00%

Source of Data: DHE, 2011 Remediation Report; Only schools enrolling 25 or more students reported.

POLICIES

- [CCHE Admission Policy](#)
- [CCHE Remedial Policy](#)

Economic Success Metrics Website



Area of Study

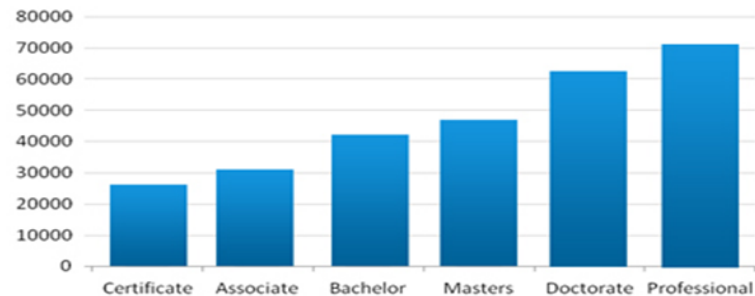
Pick a different area of study



Accounting Technology/Technician and Bookkeeping

CIP Definition: A program that prepares individuals to provide technical administrative support to professional accountants and other financial management personnel. Includes instruction in posting transactions to accounts, record-keeping systems, accounting software operation, and general accounting principles and practices.

First-Year Average Income



Detailed breakdown (5 year data)

Degree Level	Program Level	Number of Completers	% of Completers with Wage Data	Average First-Year Earnings (Last 5 Years)	% of Above Average Earners	5-Year Trend
<u>Certificate +</u>	12 Programs	843	75%	\$30185	34%	Up
<u>BA/BS</u>	12 Programs	843	75%	\$30185	34%	Up
	12 Programs	843	75%	\$30185	34%	Up
	12 Programs	843	75%	\$30185	34%	Up
	12 Programs	843	75%	\$30185	34%	Up
<u>Masters</u>	12 Programs	843	75%	\$30185	34%	Up
<u>Certificate +</u>	12 Programs	843	75%	\$30185	34%	Up

Opportunities and Challenges



- **Potential for lots more data linkage and sharing**
- **FERPA Fears**
- **Uncollected variables**
- **Kinks with linking and sharing**
- **Reducing Overlap in collections**

I3



- Please visit our I3 website. DHE data and reporting is only valuable if it is used.
- <http://highered.colorado.gov/i3/Default.aspx>
- Questions and comments?

Thank you!

Colorado Children and Youth Information Sharing

August 2012

www.juvenileis.org/pilot_colorado.html

CCYIS Vision And Mission



■ Vision:

Children, youth and families experience seamless and collaborative services and supports that are responsive to their interests and needs. This is facilitated by information sharing that safeguards their privacy at both the state and local level.

■ Mission Statement:

To develop strategies for sharing information to optimize services available and delivered to children, youth and families in Colorado.

CCYIS – Major Goals



- Establish a foundation of an effective, cross-discipline collaborative governing body to improve information sharing for children and youth in Colorado.
- Manage a comprehensive assessment of data, legal authority, technology and related policies of participating agencies.
- Develop children and youth information sharing strategic plan.
- Develop cross-system protocols and explore technological solutions for information sharing.

CCYIS Accomplishments



- Office of Juvenile Justice and Delinquency Prevention is building upon accomplishments of the CCYIS pilot to move juvenile information sharing (JIS) forward across the country
- First site to incorporate Juvenile XML data model into practitioner identified data exchanges
- Development of policies around privacy and consent will be used as a template for other JIS pilot sites
- Governance structure developed by CCYIS will be used as a governance model by other potential JIS sites
- CCYIS using national standard for information exchanges

CCYIS Status



- **Interagency MOU among six state departments** provides executive branch and judicial branch leadership support for the CCYIS initiative (Education, Human Services, Judicial, Public Health, Public Safety, and Health Care Policy and Finance).
- **CCYIS Collaborative** formed with representatives of six state departments and local county collaborative groups.
- Working with the **Center for Network Development**, the lead organization for the National Juvenile Information Sharing Initiative (www.juvenileis.org).
- Part of a **national juvenile information sharing** pilot, receiving funding from the Office of Juvenile Justice and Delinquency Prevention (www.juvenileis.org/pilot_colorado.html)

Communication



Colorado Statewide Information Sharing Initiative

What you need to know about information sharing

“to improve the efficiency and effectiveness of State government, citizen service delivery and policy-making by providing guidance and recommendations on how the State should govern and manage data and data management systems.”

State of Colorado Data Management Strategy Report, January 2010



- Quarterly E-newsletter
- Information on county, state and national information sharing efforts
- Broad audience of stakeholders
- Available by e-mail or at:
www.juvenileis.org/pilot_colorado.html

NIEM Alignment



- Federal departments will be using the National Information Exchange Model (NIEM)
- Center for Network Development, consultant with CCYIS Collaborative, is involved with NIEM working group on the youth and family services domain:
http://www.niem.gov/Domains_YouthAndFamilyServices.php

CCYIS Current Activities



- Reviewing data exchanges through use cases
- Uncovering privacy issues related to children and youth information
- Vetting informed consent templates

CCYIS Current Activities



■ Addressing Strategic Plan Goals:

- Identifying the **elements of a core record** of information collected on children and youth;
- Determining the **top ten data exchanges** between various public systems that serve children, youth and families;
- Identifying **inconsistent information sharing policies** and **prepare recommendations** for achieving consistency;
- Planning for **regional stakeholder summits** on children and youth information sharing

Integrated into each priority is strategic change management and managing for sustainability.

CCYIS – Next Steps



- Development of policy infrastructure for privacy and confidentiality
- Continue implementation of national information sharing protocols
- Pilot Personal Identifier process and Access Management with Governor's Office of Information Technology